

3 Letter Word Cards

On the following pages in this printable you will find small picture cards and letters for your child to use for spelling various three letter words. The pictures will provide the "clue" for him to use the letters to spell the word. Uppercase and lowercase letters are provided on tiles, since kids are at different stages in identifying their letters. There are two sets of cards included in this pdf.

SEE THE FOLLOWING PAGE FOR IDEAS ON HOW TO USE THESE PUZZLES!!

Have fun sounding and spelling the words out with your child! Once they have mastered the spelling and both upper and lowercase letters, you can always use the word cards to practice alphabetizing words too!

Print the pages onto cardstock and [laminates them](#) to make them more sturdy for using with your child. {Note: This is how we [laminates more inexpensively](#)}. A simple cookie sheet would provide a great base if you wanted to add small magnets to the back of your letters. If you are looking for magnets and an expanded set of letter tiles, [All About Spelling](#) has [Letter Tile Magnets](#) and [Letter Tiles](#) available that are already perforated ~ a huge help!

You may also be interested in the Read! Build! Write! word cards here:

http://homeschoolcreations.com/Read_Build_Write_Printables.html

If you would like to share, please share a link to my blog or to the page that hosts these files.

Please do not link directly to just the PDF files (the link you are at now). Please feel free to print this pdf file for your own personal use. They were created for private and non-profit use. Please do not sell or host these files anywhere else.

Created by Jolanthe @ www.homeschoolcreations.net

November 2012



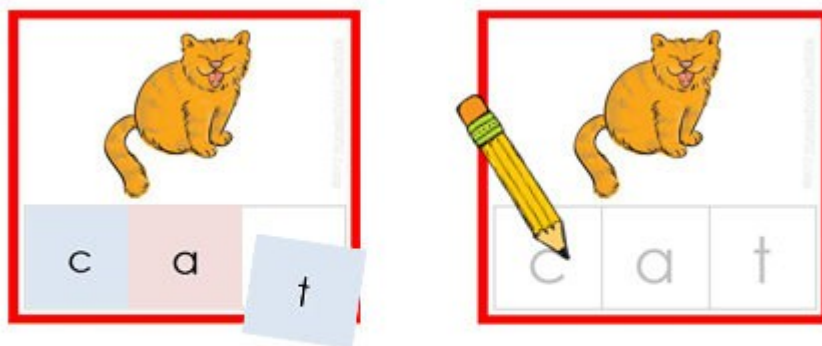
How to use the puzzles:

This puzzle set includes puzzles with letter prompts and without. You can print off and use the set that is appropriate for your child's developmental progress.

Set 1 WITH Letters: Use the cards that provide letter prompts to match the tile to the letter, or have your child trace the letters on the card using [Vis-à-vis markers](#) or [dry erase markers](#) on the mats.

Set 2 NO Letters: Have your child use the picture clue to sound out the word and spell it with letter tiles.

Here are a few ideas on how to use the Three Letter Word Puzzles.



Use letter tiles to
spell the word...


OR

use a marker
to trace letters.

1. For early learners – trace the shaded letters using a vis-à-vis or dry erase marker
2. Match the correct letter tile to the letter on the puzzle card
3. Spell the word with letter tiles using no prompts
4. Write the letters in the squares using a vis-à-vis or dry erase marker


Keep in mind that your child is different from others - and you know your child best! The most important thing is to have **fun** together, not push him to do something he is not ready to do.

Enjoy these printables together - and enjoy the learning process!



©2012 Homeschool Creations

c a t




©2012 Homeschool Creations

h a m



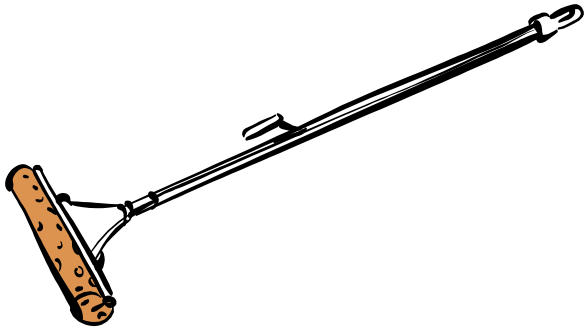
©2012 Homeschool Creations

p o t



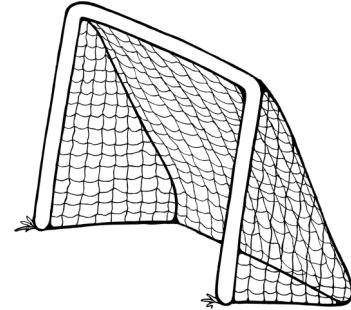
©2012 Homeschool Creations

f a n




©2012 Homeschool Creations

m o p




©2012 Homeschool Creations

n e t



©2012 Homeschool Creations

w e b




©2012 Homeschool Creations

p a n



©2012 Homeschool Creations

m a t



©2012 Homeschool Creations

c u p




©2012 Homeschool Creations

t o p



©2012 Homeschool Creations

h a t



©2012 Homeschool Creations

l o g



©2012 Homeschool Creations

d o g




©2012 Homeschool Creations

b a g



©2012 Homeschool Creations

b u g




©2012 Homeschool Creations

b a t




©2012 Homeschool Creations

j a m




©2012 Homeschool_Creations

r a t




©2012 Homeschool_Creations

c o w



©2012 Homeschool_Creations

r a m




©2012 Homeschool_Creations

p i g



©2012 Homeschool_Creations

p i n



©2012 Homeschool_Creations

m a p



©2012 Homeschool Creations

c

a

b




©2012 Homeschool Creations

c

a

n

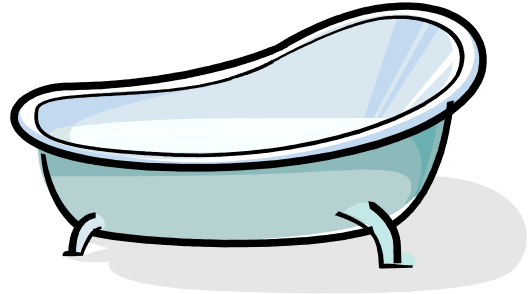


©2012 Homeschool Creations

g

u

m



©2012 Homeschool Creations

t

u

b



©2012 Homeschool Creations

m

u

g




©2012 Homeschool Creations

s


u

n



©2012 Homeschool Creations

h e n




©2012 Homeschool Creations

b e d



©2012 Homeschool Creations

j e t




©2012 Homeschool Creations

b o x



©2012 Homeschool Creations

s i x



©2012 Homeschool Creations

f o x



©2012 Homeschool Creations

b u s




©2012 Homeschool Creations

g u n

10

©2012 Homeschool Creations

t e n



©2012 Homeschool Creations

r e d




©2012 Homeschool Creations

n u t




©2012 Homeschool Creations

b u n



©2012 Homeschool Creations

--	--	--




©2012 Homeschool Creations

--	--	--



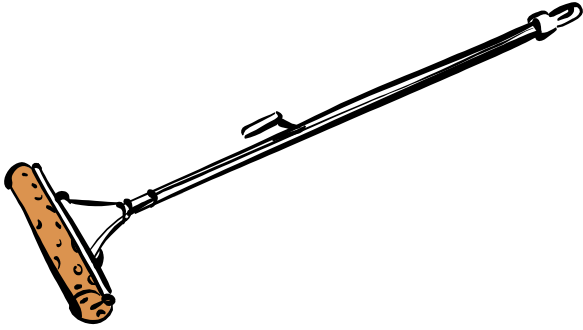
©2012 Homeschool Creations

--	--	--



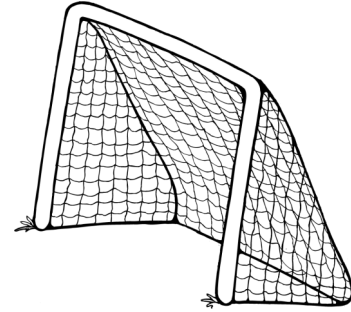
©2012 Homeschool Creations

--	--	--




©2012 Homeschool Creations

--	--	--




©2012 Homeschool Creations

--	--	--



©2012 Homeschool Creations

--	--	--




©2012 Homeschool Creations

--	--	--



©2012 Homeschool Creations

--	--	--



©2012 Homeschool Creations

--	--	--



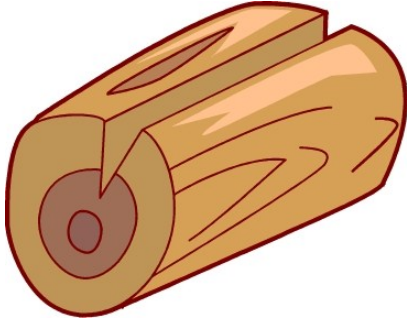
©2012 Homeschool Creations

--	--	--



©2012 Homeschool Creations

--	--	--



©2012 Homeschool Creations

--	--	--



©2012 Homeschool Creations

--	--	--




©2012 Homeschool Creations

--	--	--



©2012 Homeschool Creations

--	--	--




©2012 Homeschool Creations

--	--	--




©2012 Homeschool Creations

--	--	--




©2012 Homeschool_Creations

--	--	--




©2012 Homeschool_Creations

--	--	--



©2012 Homeschool_Creations

--	--	--




©2012 Homeschool_Creations

--	--	--



©2012 Homeschool_Creations

--	--	--



©2012 Homeschool_Creations

--	--	--



©2012 Homeschool Creations

--	--	--



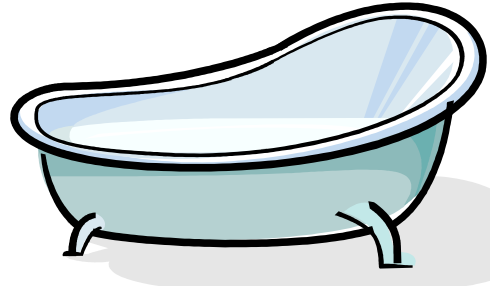
©2012 Homeschool Creations

--	--	--



©2012 Homeschool Creations

--	--	--



©2012 Homeschool Creations

--	--	--




©2012 Homeschool Creations

--	--	--



©2012 Homeschool Creations

--	--	--



©2012 Homeschool Creations

--	--	--




©2012 Homeschool Creations

--	--	--



©2012 Homeschool Creations

--	--	--




©2012 Homeschool Creations

--	--	--

6

©2012 Homeschool Creations

--	--	--



©2012 Homeschool Creations

--	--	--



©2012 Homeschool Creations

--	--	--



©2012 Homeschool Creations

--	--	--

10

©2012 Homeschool Creations

--	--	--



©2012 Homeschool Creations

--	--	--



©2012 Homeschool Creations

--	--	--



©2012 Homeschool Creations

--	--	--

©2012 Homeschool Creations

©2012 Homeschool Creations

©2012 Homeschool Creations

©2012 Homeschool Creations

©2012 Homeschool Creations

©2012 Homeschool Creations


a	b	c	d	e	f	g
h	i	j	k	l	m	n
o	p	q	r	s	t	u
v	w	x	y	z	a	b
c	d	e	f	g	h	i
j	k	l	m	n	o	p
q	r	s	t	u	v	w
x	y	z				
a	e	i	o	u		

A	B	C	D	E	F	G
H	I	J	K	L	M	N
O	P	Q	R	S	T	U
V	W	X	Y	Z	A	B
C	D	E	F	G	H	I
J	K	L	M	N	O	P
Q	R	S	T	U	V	W
X	Y	Z				
A	E	I	O	U		

Other Printables You May Enjoy

Click on the image below to download and find out more about the printables shown.


Alphabet wall Posters



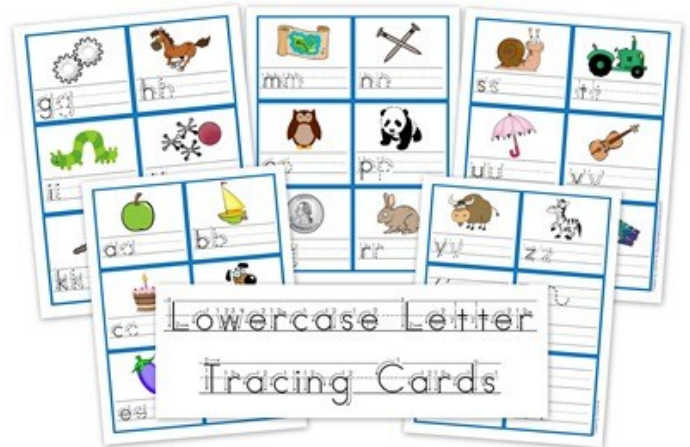
FREE printables from www.homeschoolcreations.net

Alphabet Flashcards

2 sets - real and cartoon images



FREE printables from www.homeschoolcreations.net



Read! Build! Write! mats